

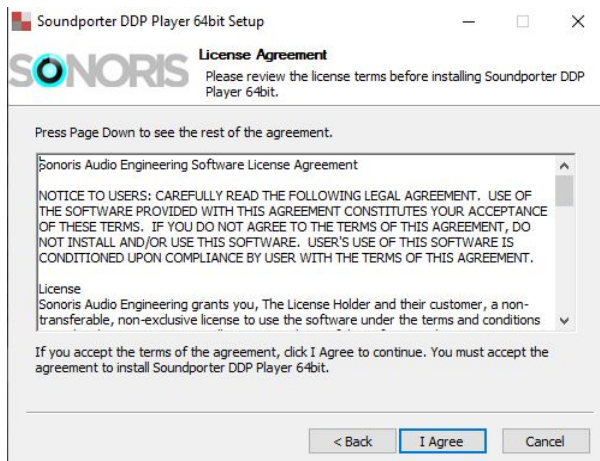
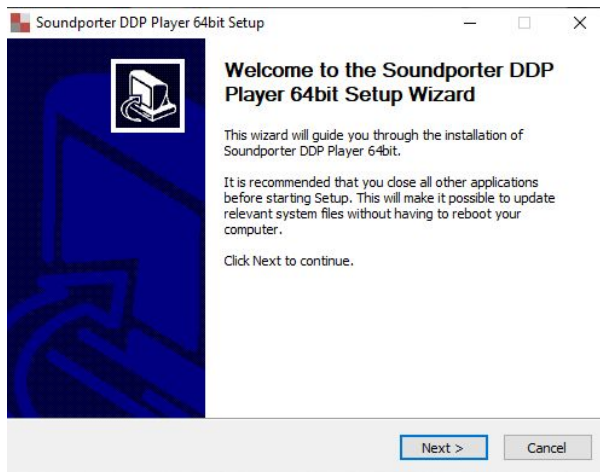
# SOUNDPORTER

AUDIO MASTERING

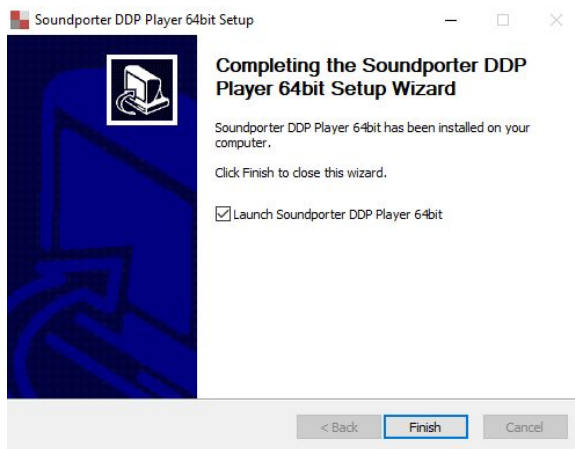
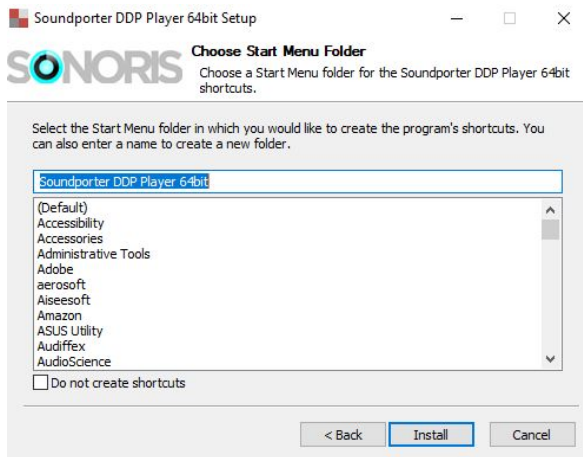
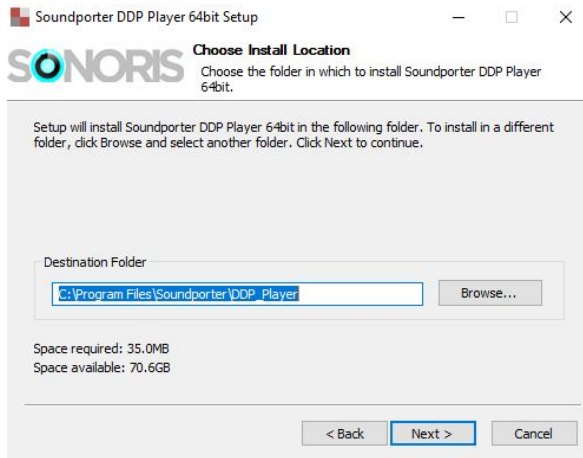
## DDP Player Installation / Activation Guide - **Windows**

### Download / Installation

1. Go to [www.soundporter.com/ddp](http://www.soundporter.com/ddp) and download the appropriate DDP Player version for your Windows computer (Win32 or Win64).
2. Double-click the downloaded file to start the installation. Follow the on-screen prompts:



Here, you can select any destination harddrive location you wish.



## Activation

1. Start the application. Double-click on the **Soundporter\_DDP\_Player** shortcut.



This software is presented to you by Soundporter

Soundporter

**SOUNDPORTER**   
AUDIO MASTERING



Continue

2. You should be asked to enter in the key for the license to use this player. The below key is *not* the key you need. Soundporter will provide the key to activate your newly installed DDP player.

